












NAME OF INSTITUTION	LOCATION	TOTAL ENROLLMENT	EARLY ACTION	SCHOLARSHIP DEADLINE	REGULAR DECISION DEADLINE	FALL AVERAGE GPA	FALL AVERAGE SAT	FALL AVERAGE ACT	SSAR?
	TALLAHASSEE	7,803	NOV 1	NOV 1	MAY 1	3.91	1070-1240	22-27	YES
	BOCARATON	29,614	NOV 1	JAN 15	APR 1	3.7-4.3	1090-1250	22-28	YES
	FORT MYERS	16,004	NOV 1	NOV 1	MAR 1	3.76-4.51	1080-1230	21-26	NO
	MIAMI	55,687	OCT 23	DEC 1	MAR 25	4.1-4.7	1240-1370	26-30	YES
	LAKELAND	1,593	NOV 15	NOV 15	MAR 1	4.0-4.7	1250-1390	28-32	YES
	TALLAHASSEE	44,161	OCT 15	OCT 15	MAR 1	4.3-4.6	1340-1450	29-33	YES
	SARASOTA	689	NOV 1	NOV 1	FEB 1	4.03	1100-1310	22-29	YES
	ORLANDO	68,406	NOV 1	NOV 1	MAY 1	4.1-4.5	1260-1380	26-30	SPARK
	GAINESVILLE	60,795	NOV 1	NOV 1	MAR 1	4.4-4.6	1370-1510	31-34	YES
	JACKSONVILLE	16,517	NOV 1	JAN 15	APR 1	3.8-4.44	1060-1250	21-27	YES
	TAMPA	49,766	NOV 1	JAN 15	MAY 1	4.1-4.59	1250-1390	27-31	YES
	PENSACOLA	13,504	DEC 1	DEC 1	JUN 1	3.95	1050-1230	21-27	YES